



DERBY CITY COUNCIL

# Summary Statement of Accounts 2010-2011



# Contents

<b>Foreword to the Accounts</b>	<b>3</b>
A brief explanation of the Council's main financial activities during the year	
<b>The Cost of Council Services</b>	<b>4</b>
A summary of the revenue resources generated and consumed by the Council.	
<b>The Balance Sheet</b>	<b>5</b>
Sets out the financial position of the Council at 31 March 2011	
<b>Capital Expenditure and Financing</b>	<b>6</b>
A summary of the capital resources generated and consumed by the Council.	
<b>The Cashflow Statement</b>	<b>7</b>
Summarises inflows and outflows of cash arising from transactions with third parties	
<b>The Housing Revenue Account</b>	<b>8</b>
A separate statement showing income and expenditure on council housing	
<b>The Collection Fund</b>	<b>9</b>
Transactions in relation to National Non-Domestic Rates (NNDR) and Council Tax, and how these have been distributed	
<b>Contact Us</b>	<b>10</b>
Contact details for further information and a copy of the full set of accounts	



# Statement by the Strategic Director of Resources

This leaflet shows the main financial results for the year for the activities undertaken by the Council. It provides a summary of the day to day expenditure and income and highlights the changes in the financial position of the Council during the year. The Council incurs revenue and capital expenditure during the year. Generally, revenue spending relates to items consumed within the year, whereas capital expenditure creates an asset that has a life beyond one year.

These accounts have been audited by Grant Thornton.

The Council's Statement of Accounts have been prepared in accordance with the Accounting Code of Practice. The figures in this summary were originally compiled having regard to proper accounting practice. For the purposes of this statement some modifications have been made to provide more meaningful information.

## Summary Operating Financial Review

The following statement by the Strategic Director of Resources describes some of the key points in relation to the Statement of Accounts.

### **Revenue expenditure and income**

In 2010/2011 the Council's actual net spending on General Fund services was £211.6m against the latest approved budget of £213.1m. The budget variance of £1.428m represented 0.67% of the Council's 2010/11 budget requirement. This balance has been transferred in full to reserves.

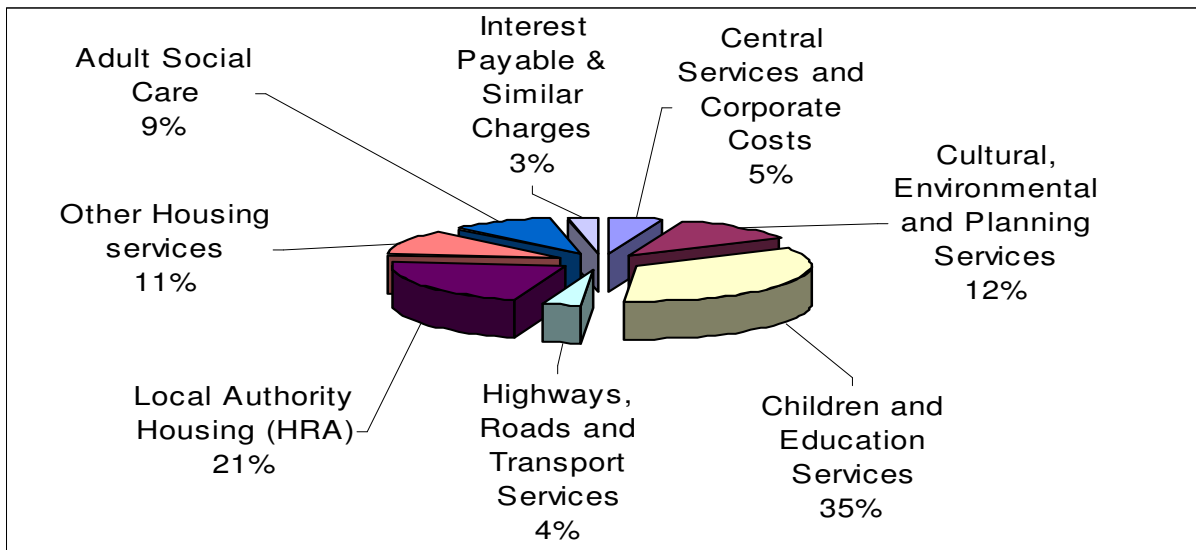
### **Reserves**

Reserves are created to enable allocated budgeted resources to be set aside to finance future spending either on approved proposals or new initiatives. During the year the City Council was able to transfer the £1.428m budget variance to revenue reserves to help address future budget pressures.

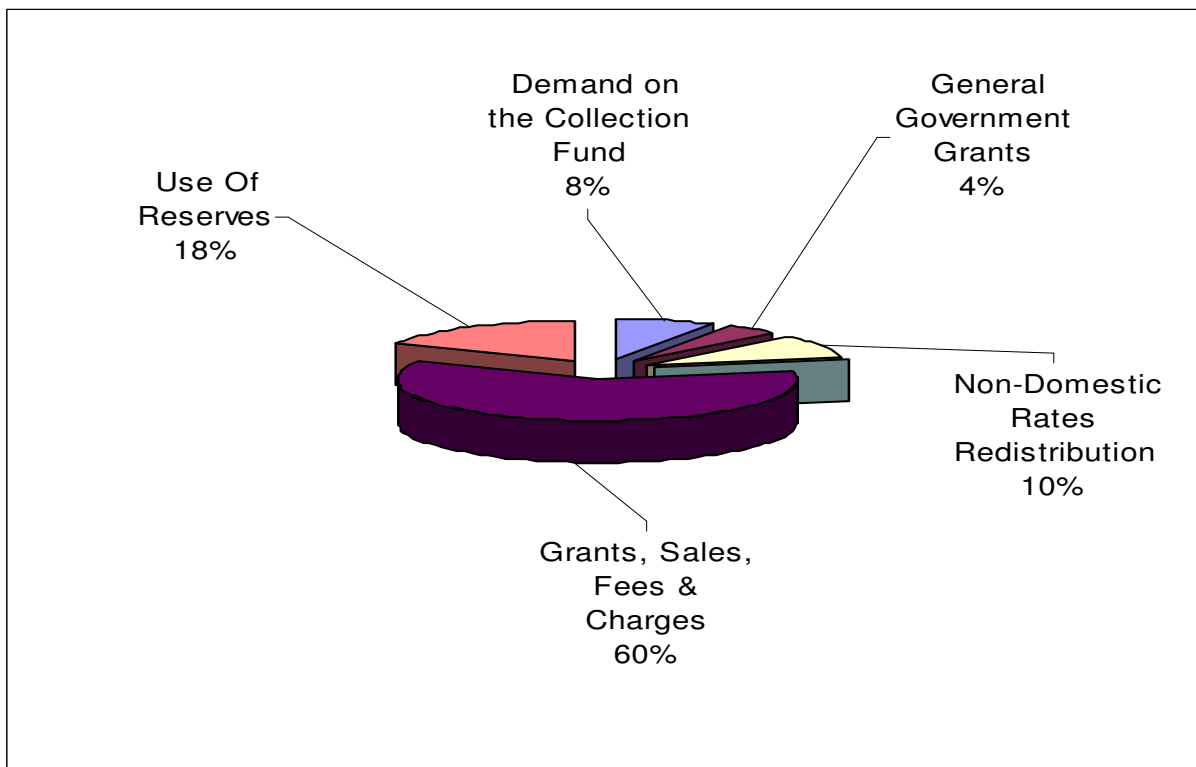
# The Cost of Council Services

The income and expenditure revenue account sets out the cost of running Council services over a financial year, from 1 April 2010 to 31 March 2011. It shows where the money came from to finance the costs of running the services.

## Gross Expenditure on Revenue Services £1bn



## How the Services are Financed (£1bn)



# The Balance Sheet

The Balance Sheet shows the overall financial position of the Council as at 31 March. It brings together the year end balances of all the Council's accounts, and presents money owed by and to the Council, assets owned and the balances and reserves at the Council's disposal.

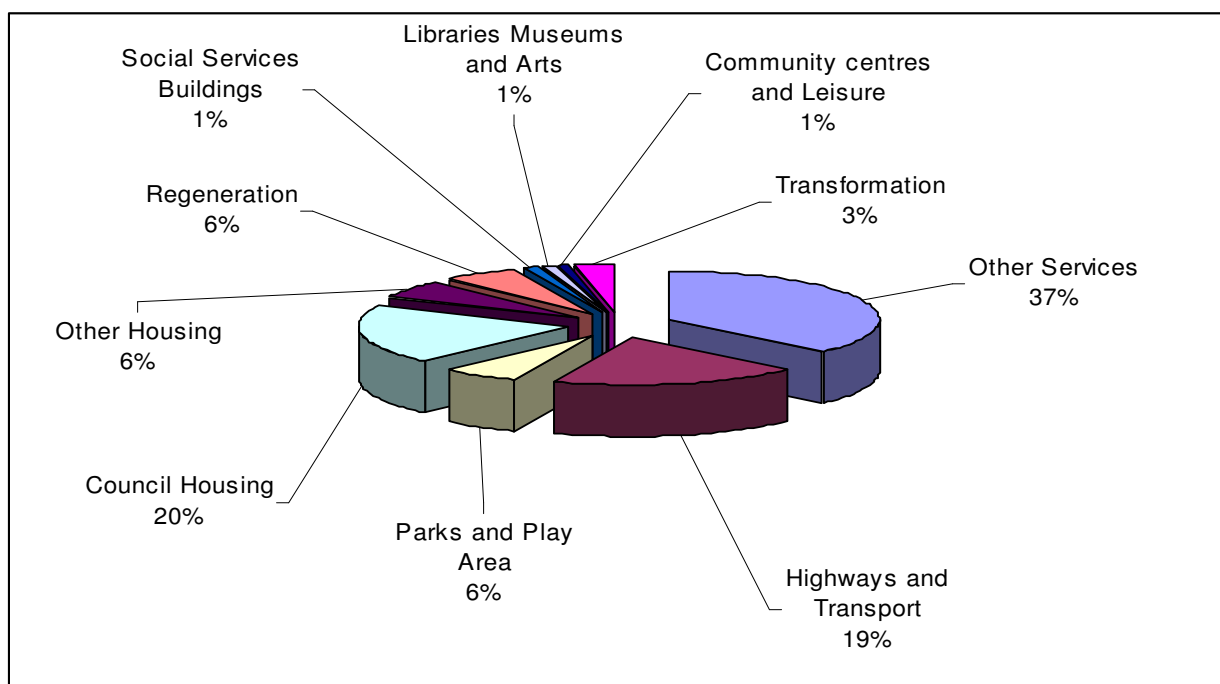
<b>Assets Less Liabilities:</b>	<b>31 March 11 £000's</b>
Fixed and Long Term Assets	<b>1,114,967</b>
Investments	<b>3,767</b>
Stock	<b>633</b>
Cash and Cash Equivalents	<b>66,989</b>
Money owed to the Council	<b>46,556</b>
Net Liability related to pension scheme	<b>(261,989)</b>
Money owed by the Council	<b>(421,524)</b>
<b>Total</b>	<b>549,399</b>

<b>Financed By:</b>	<b>31 March 11 £000's</b>
Council Usable Reserves	<b>(111,009)</b>
Council Unusable Reserves	<b>(446,895)</b>
Derby Homes Usable Reserves	<b>(2,140)</b>
Derby Homes Unusable Reserves	<b>8,267</b>
Interest in Connexions Derbyshire Ltd	<b>2,378</b>
<b>Total</b>	<b>(549,399)</b>

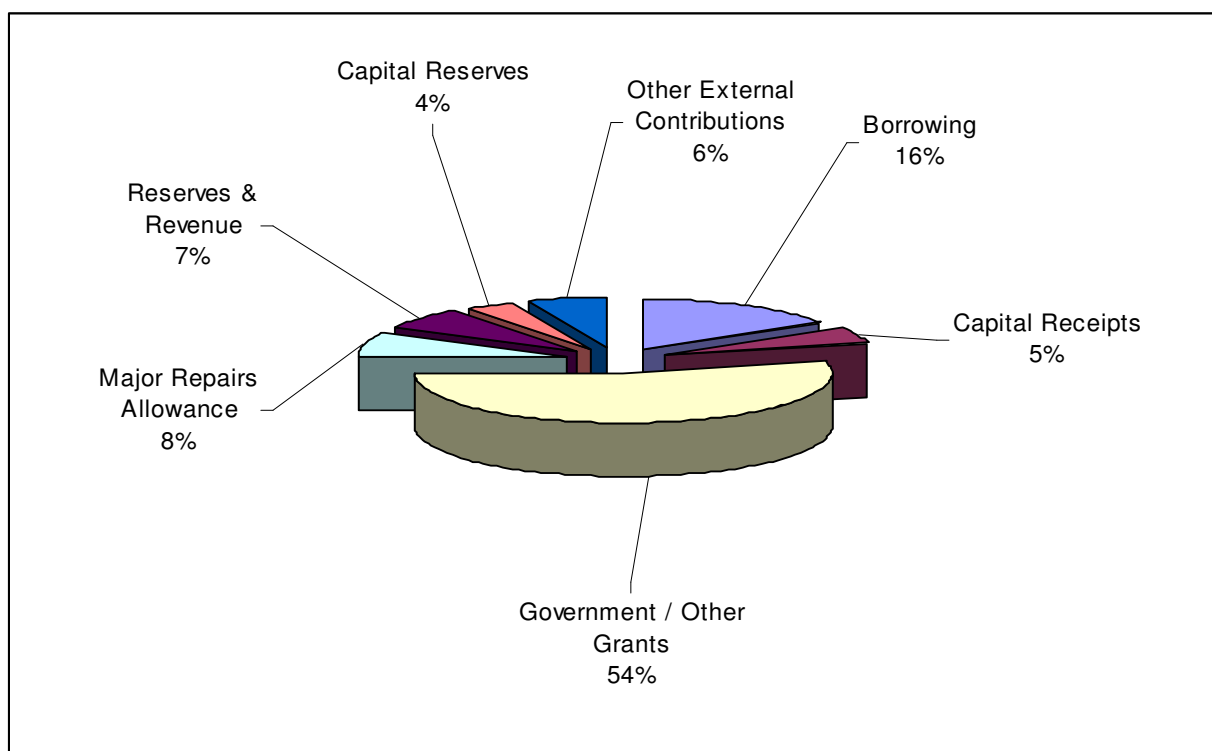
# Capital Expenditure and Financing

## Capital Expenditure £73m

Capital Expenditure for the year ending 31 March 2011. This is generally the money spent by the Council on purchasing, upgrading and improving assets.



## Financing of Capital Expenditure (£73m)



# The Cashflow Statement

Opening Cash  
Balance

**£4,783m  
overdraft**

This summarises the  
Council's cash payments  
and receipts for the  
financial year.

**Outflow  
£127,348m**




**Inflow  
£185,987m**

Closing Cash  
Balance  
**£5,978m  
overdraft**

# The Housing Revenue Account

The Housing Revenue Account is a separately maintained ring-fenced account showing income and expenditure associated with the provision, management and maintenance of Council Housing.



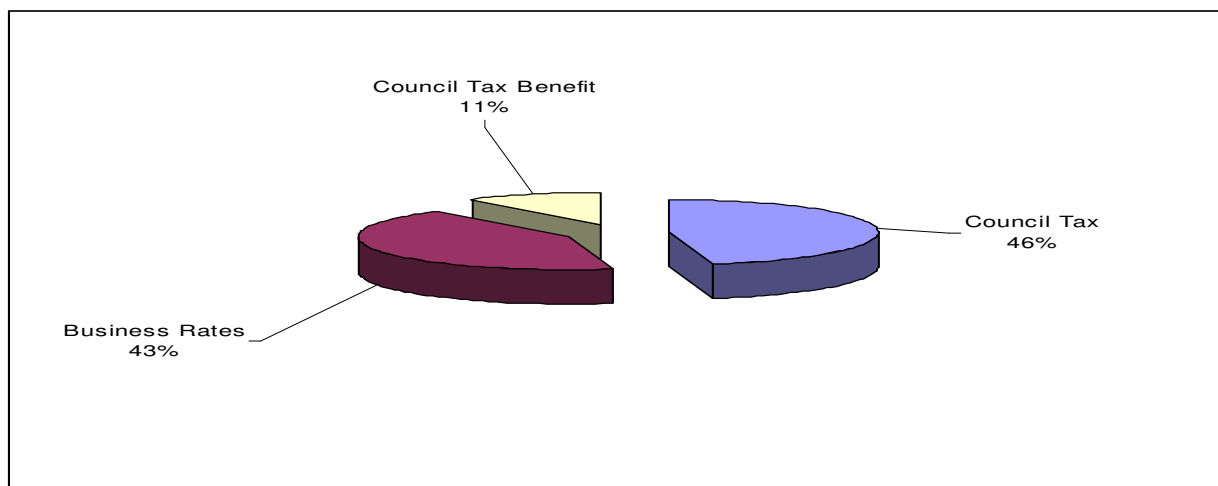
	£000'S
<b>INCOME</b>	
Council house rents (gross)	(41,450)
Housing subsidy receivable	0
Other income	(2,998)
<b>Total Income</b>	<b>(44,448)</b>
 <b>EXPENDITURE</b>	
Repairs and maintenance	11,037
Supervision and management	14,735
Capital financing costs	182,171
Other costs	1,639
<b>Total Expenditure</b>	<b>209,582</b>
 <b>NET COST OF SERVICES</b>	 <b>165,134</b>
 Transfers to/from reserves and internal accounting	 6,149
 <b>TOTAL DEFICIT FOR THE YEAR</b>	 <b>171,283</b>



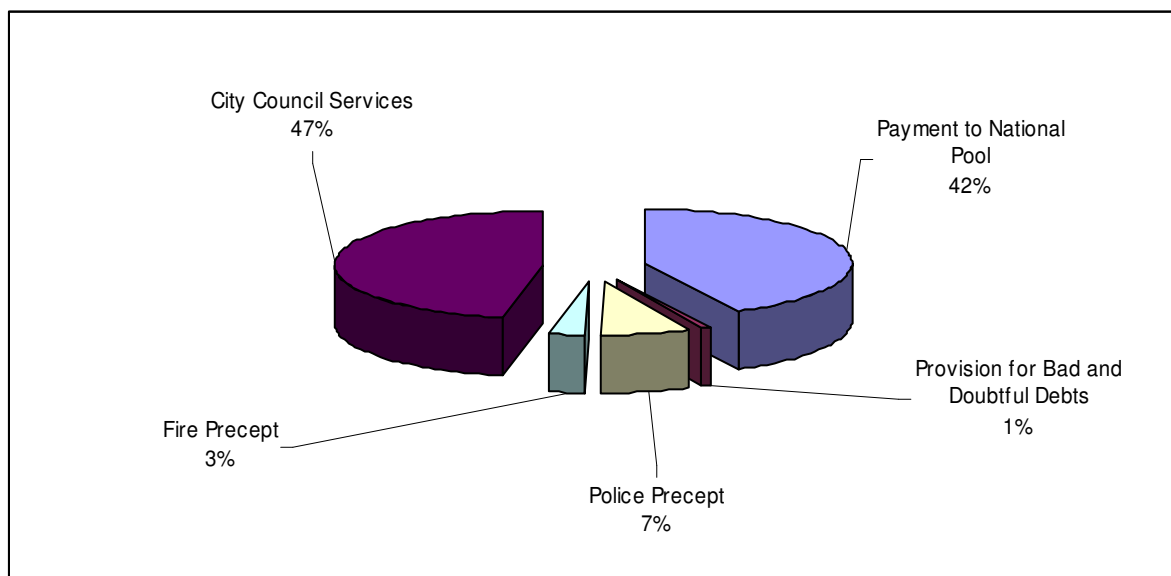
# The Collection Fund

The Collection Fund shows the income received from council taxpayers, council tax benefit and business ratepayers and how it is distributed between the City Council and others for the year ended 31 March 2011.

## Collection Fund Income (£173m)



## Collection Fund Expenditure £173m



## Contact Us

Further detailed information is given in the full version of the Council's 2010/2011 audited accounts.

Accounts are available on our website:



[www.derby.gov.uk](http://www.derby.gov.uk)

or from Chloe Kenny, Head of Corporate Finance:



01332 643369



Saxon House  
Friary Street  
Derby  
DE1 1AN

We can give you this information in any other way, style or language that will help you access it.  
Please contact us on 01332 255349  
Minicom 01332 256666

Hindi

हम आपको यह जानकारी किसी दूसरे तरह और ढंग से या दूसरी भाषा में भी दे सकते हैं जिससे आपको इसे प्राप्त करने में मदद मिल सकेगी. कृपया हमसे इन नंबरों द्वारा संपर्क कीजिए 01332 255349  
मिनीकॉम 01332 256666

Urdu

یہ معلومات ہم آپ کو کسی دیگر ایسے طریقے، انداز اور زبان میں مہیا کر سکتے ہیں جو اس تک رسائی میں آپ کی مدد کرے۔ براہ کرم  
01332 256666 منی کام 01332 255349 پر ہم سے رابطہ کریں۔

Punjabi

ਇਹ ਜਾਣਕਾਰੀ ਅਸੀਂ ਤੁਹਾਨੂੰ ਕਿਸੇ ਵੀ ਹੋਰ ਤਰੀਕੇ ਨਾਲ, ਕਿਸੇ ਵੀ ਹੋਰ ਰੂਪ ਜਾਂ ਬੋਲੀ ਵਿੱਚ ਦੇ ਸਕਦੇ ਹਾਂ,  
ਜਿਹੜੀ ਇਸ ਤੱਕ ਪਹੁੰਚ ਕਰਨ ਵਿੱਚ ਤੁਹਾਡੀ ਸਹਾਇਤਾ ਕਰ ਸਕਦੀ ਹੋਵੇ। ਕਿਰਪਾ ਕਰਕੇ ਸਾਡੇ ਨਾਲ ਟੈਲੀਫੋਨ  
01332 255349 ਮਿਨੀਕਾਮ 01332 256666 ਤੇ ਸੰਪਰਕ ਕਰੋ।