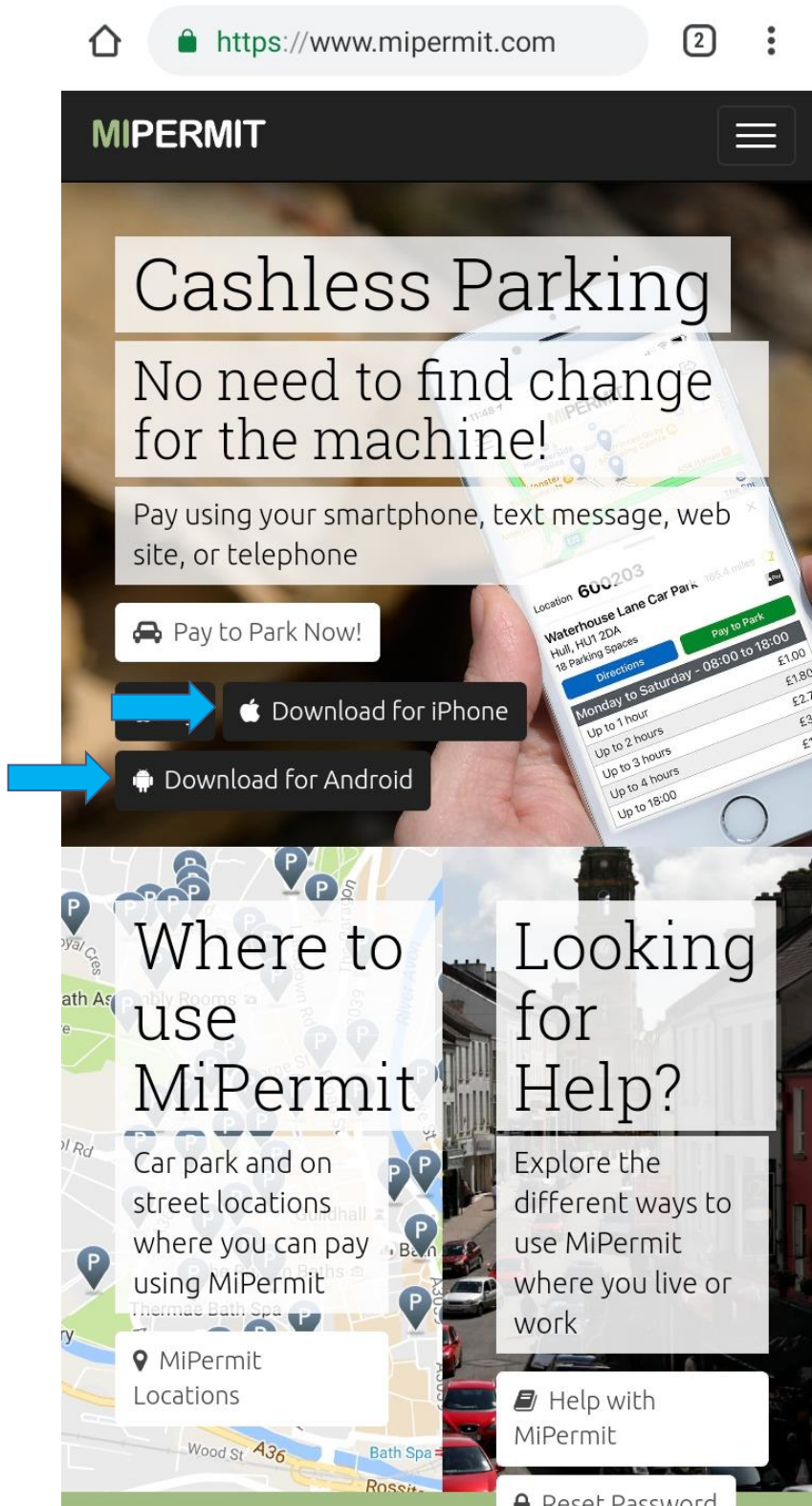
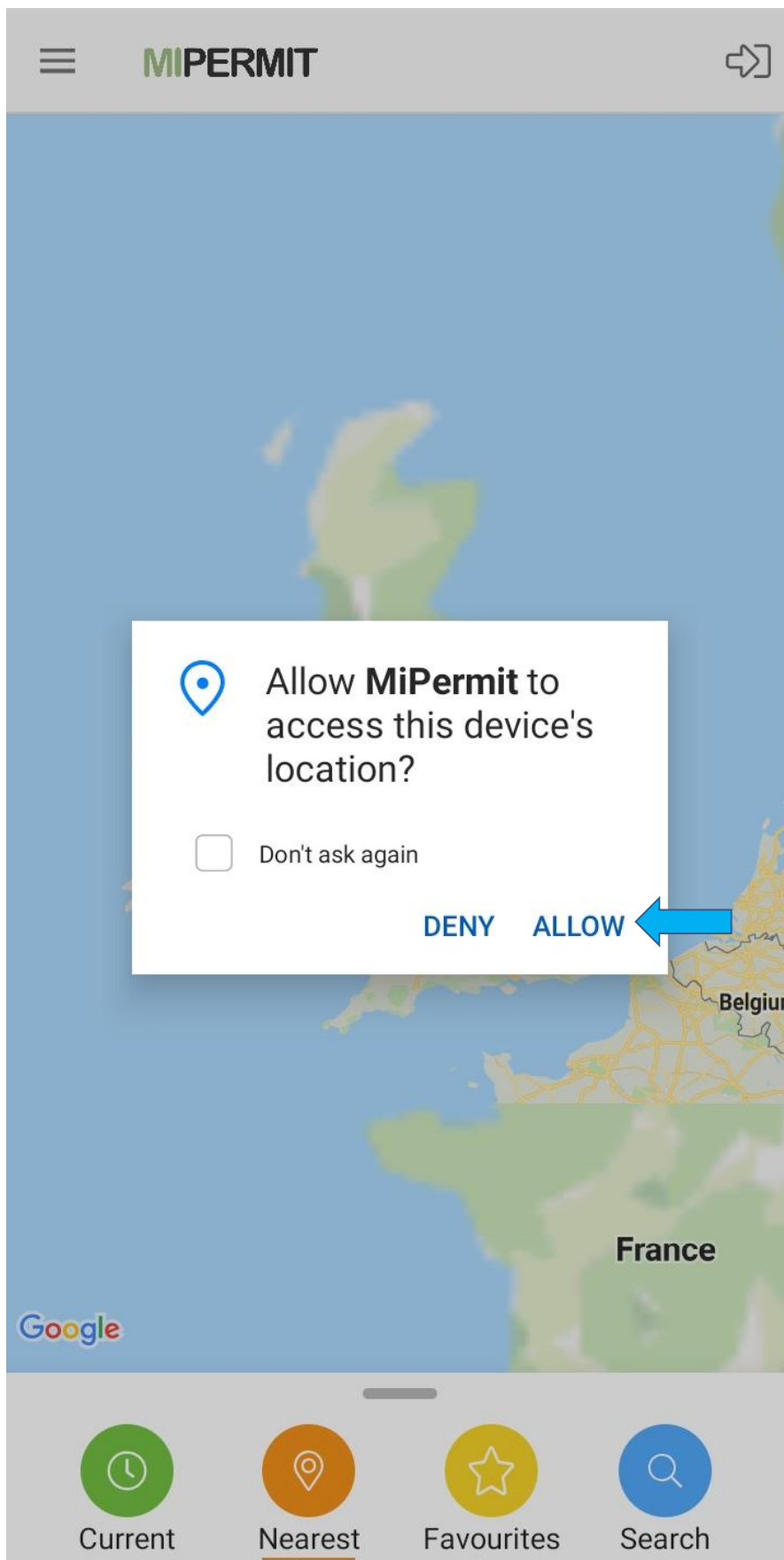


Step 1 – Visit [www.mipermit.com](http://www.mipermit.com) and select either “Download for iPhone” or “Download for Android” depending on the phone that you have.

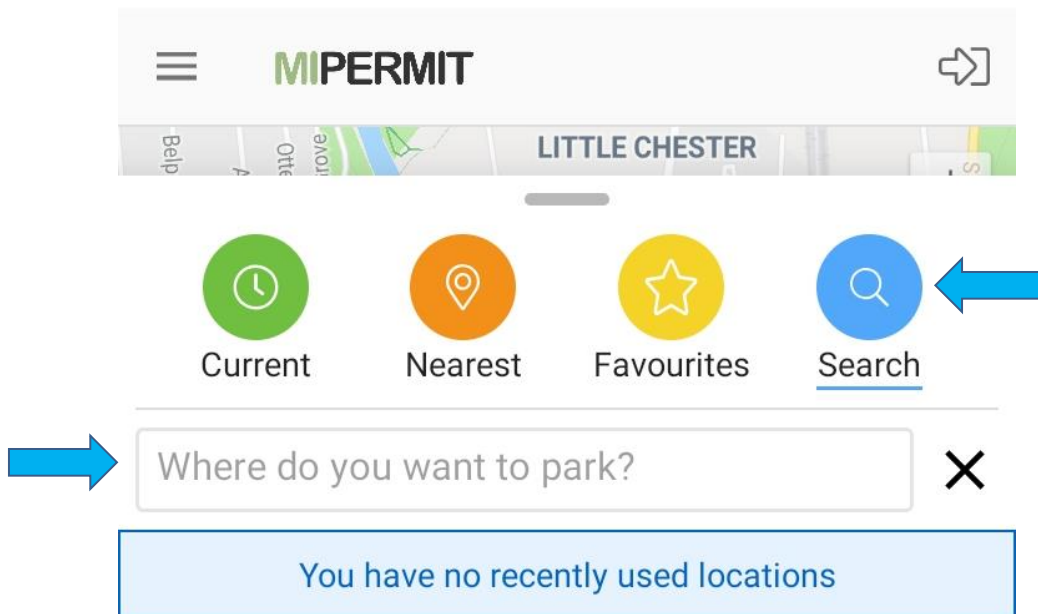


Step 2 – Once you have downloaded the MiPermit application, locate and open it.

Step 3 – You will be presented with the following popup, select “Allow”.



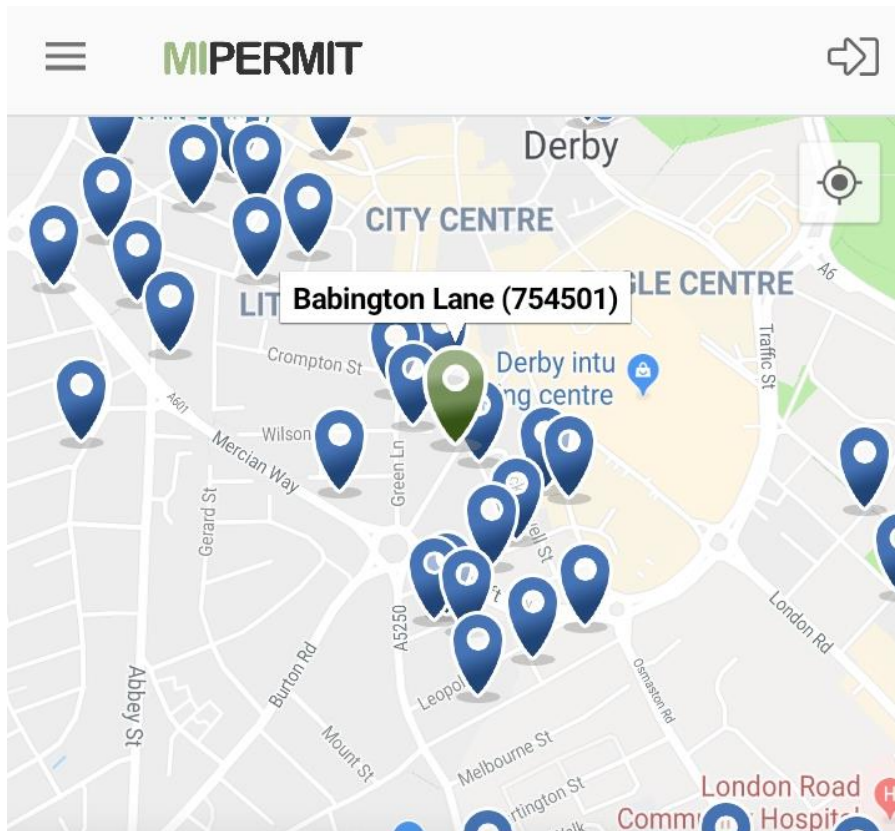
Step 4 – Select “Search” and type the location you wish to pay for parking at.



Step 5 – Select the parking location you require.

The screenshot shows the MiPermit mobile application interface. At the top, there is a menu icon, the 'MIPERMIT' logo, and a share icon. Below this is a map of Derby, showing the River Derwent, Meadow Rd, Morledge, and various city centers like Litchurch and Eagle Centre. A blue location pin is placed on the map. Below the map are four circular icons: 'Current' (green with a clock), 'Nearest' (orange with a location pin), 'Favourites' (yellow with a star), and 'Search' (blue with a magnifying glass). The 'Search' icon is underlined. Below the icons is a search bar containing the text 'Babington lane' and a close button (X). Below the search bar, a search result is displayed: a blue location pin icon, the number '754501', the address 'Babington Lane Derby, DE1 1SX', and the distance '0.3 miles'. A blue arrow points to the search result.

Step 6 – Press the “Pay to Park” button.



Location Number **754501**



**Babington Lane**

0.3 miles

Derby, DE1 1SX  
39 Parking Spaces

Directions


Pay to Park



Monday to Saturday - 08:00 to 20:00	
Up to 30 minutes	£1.40
Up to 1 hour	£2.30
Up to 90 minute	£3.00
Up to 2 hours	£3.60
Sunday - 10:00 to 16:00	

Step 7 – Enter your vehicle registration number.

← **MIPERMIT** →

 **754501**  
Babington Lane

**Vehicle Registration**

**When**

**For**

**Send SMS Reminder**

(SMS Messages may incur further charges)


The total cost including any convenience fees (if applicable) will be displayed on the confirmation screen before payment is made.

Please note that paying for parking ahead of arriving at a on does not reserve you a space to park.

Step 8 – Select the “When” drop down list and choose the correct option.

The screenshot shows the MiPermit application interface. At the top, there is a navigation bar with a back arrow, the 'MIPERMIT' logo, and a share icon. Below this is a header section with a location pin icon, the address '754501 Babington Lane', and a 'Vehicle Registration' section with a text input field containing '123ABC'. A 'When' dropdown menu is open, showing a list of dates from 'Immediately' to 'Wednesday, 24 April 2019'. The 'Immediately' option is highlighted. Below the dropdown, there is a note: 'Please note that paying for parking ahead of arriving at a on does not reserve you a space to park.'

← MIPERMIT ↗

 **754501**  
Babington Lane

**Vehicle Registration**

123ABC

**When**

- Immediately
- Today
- Tomorrow
- Friday, 19 April 2019
- Saturday, 20 April 2019
- Sunday, 21 April 2019
- Monday, 22 April 2019
- Tuesday, 23 April 2019
- Wednesday, 24 April 2019

Please note that paying for parking ahead of arriving at a on does not reserve you a space to park.

Step 9 – Select the “For” drop down list and choose the correct option.

The screenshot shows the MiPermit application interface. At the top, there is a navigation bar with a back arrow, the 'MIPERMIT' logo, and a share icon. Below this is a header section with a location pin icon, the number '754501', and the address 'Babington Lane'. The main content area is titled 'Vehicle Registration' and contains a text input field with '123ABC'. Below this is a 'When' dropdown menu set to 'Immediately'. The 'For' dropdown menu is open, showing a list of options: 'Select Tariff', '30 minutes (£1.40)', '1 hour (£2.30)', '1 hour 30 minutes (£3.00)', and '2 hours (£3.60)'. The '30 minutes (£1.40)' option is highlighted. At the bottom of the form are two buttons: a red 'Cancel' button and a green 'Continue' button.

← MIPERMIT →

**754501**  
Babington Lane

**Vehicle Registration**

123ABC

**When**

Immediately ▼

**For**

Select Tariff ▼

30 minutes (£1.40)

1 hour (£2.30)

1 hour 30 minutes (£3.00)

2 hours (£3.60)

**Cancel** **Continue**


The total cost including any convenience fees (if applicable) will be displayed on the confirmation screen before payment is made.

Please note that paying for parking ahead of arriving at a on does not reserve you a space to park.



Step 10 – If you would like a text notification reminding you of your ticket expiry, select “Send SMS Reminder” and enter your mobile phone number and select “Continue”.

← **MIPERMIT** ↗

 **754501**  
Babington Lane

**Vehicle Registration**

123ABC

**When**

Immediately ▼

**For**

30 minutes (£1.40) ▼

**Will expire: Today, 13:06**

**Send SMS Reminder**

(SMS reminders cost £0.10 per reminder)

**Mobile**

01234567890

**Enter a mobile number to receive an SMS reminder.**

**Cancel** **Continue**

The total cost including any convenience fees (if applicable) will be displayed on the confirmation screen before payment is made.

Please note that paying for parking ahead of arriving at a on does not reserve you a space to park.



Step 11 – Select the “Pay with Card” button.

The screenshot shows the MiPermit application interface. At the top, there is a back arrow and the 'MIPERMIT' logo. Below this, a location pin icon is next to the address '754501 Babington Lane'. Underneath, a car icon is next to the license plate '123ABC'. A section titled 'Starting at 12:37 for 0 hours 30 minutes (Expires at 13:06)' is followed by a table of costs:

Tariff Cost	£1.40
Convenience Fee	£0.10 <a href="#">?</a>
SMS Reminder Fee	£0.10
<b>Payment Total</b>	<b>£1.60</b>


At the bottom, there are two buttons: a grey 'Back' button and a green 'Pay with Card' button. A blue arrow points to the 'Pay with Card' button. Below the buttons, a note states: 'Please note that paying for parking ahead of arriving at a location does not reserve you a space to park.'

Step 12 – Enter your credit card details and press “Pay Now”.

← **MIPERMIT**

---

### Payment Details

VISA 


We do not store your card details - please see our [privacy statement](#) for further details.

**Card Number**

**Valid To**

**CVV**

**Pay Now** 