



Derby City Council Parking Annual Report 2021/22

Contents

Chapter 1 - Parking Administration	3
Chapter 2 - Traffic Penalty Tribunal	4
Chapter 3 - Penalty Charge Notices and Permits	5
PCNs issued - Payments and Cancellations	5
Issues by Contravention and end of year accounts	6
Permits issued	7

Chapter 1 - Parking Administration

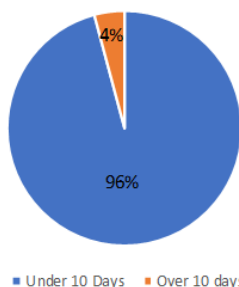
Derby City Council offer drivers the opportunity to appeal via an online challenge portal for both informal and formal representations. The portal allows driver to view images taken by the Civil Enforcement Officer and also to view footage if the Penalty Charge Notice was camera enforced.

Informal Representations

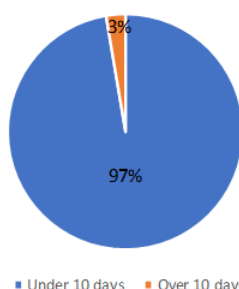
Under the Traffic Management Act 2004, a motorist who has received a PCN has the ability to pay the PCN at a 50% discounted amount providing it is paid within 14 days from the date the PCN was issued or they can submit a 'challenge' (also called an informal representation) to the Council if they do not believe they should have been given a PCN.

When we receive a challenge, the case will go on hold until a decision is made and the motorist is informed whether they need to pay or not. If the challenge is rejected the motorist will be offered the reduced payment again at this point.

Pre NTO response times for correspondence received by post



Pre NTO response times for correspondence received online



Formal Representations

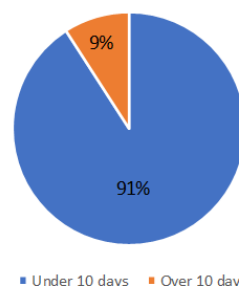
If a Penalty Charge Notice remains unpaid and a Notice to Owner has been issued to the registered keeper of the vehicle, that person can submit a 'formal representation' based on specific grounds:-

- ❖ The alleged contravention did not occur
- ❖ The receipt was never the owner of the vehicle in question or had ceased to be the owner before the date of the alleged contravention occurred, or became the owner after that date
- ❖ The vehicle had been permitted to remain at rest in the place in question by a person who was in control of the vehicle without the consent of the owner
- ❖ The recipient is a vehicle hire firm
- ❖ The penalty charge exceeded the amount in the circumstances of the case
- ❖ There had been a procedural impropriety on the part of the enforcement authority
- ❖ The Traffic Regulation Order which it is alleged to have been contravened in relation to the vehicle concerned is invalid

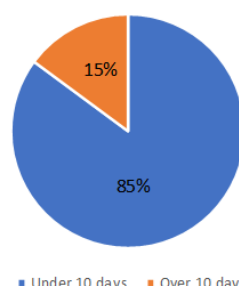
The Council must consider representations made on any grounds provided they are made within 28 days of the date of the Notice to Owner being served. The Council must then respond within 56 days.

If the representation is rejected, the registered keeper will be given the opportunity to appeal to an independent adjudicator.

Post NTO response times for correspondence received by post



Post NTO response times for correspondence received online



Chapter 2 - Traffic Penalty Tribunal

The Traffic Penalty Tribunal provides impartial, independent adjudicators who can consider appeals against penalties issued for parking and bus lane contraventions.

If the Council rejects a representation the keeper of the vehicle has the right to appeal to an Adjudicator within 28 days of the date of service of the Notice of Rejection. The Adjudicator has to consider an appeal providing it is made within the 28 days.

If the Adjudicator allows the appeal, they direct the Council to cancel the PCN which the Council must comply with without any delay.

The Adjudicator's decision is final, subject to any request to review the decision and no further challenges can be made other than on a point of law through an application to the High Court for a judicial review.

For full information about the PCN appeal procedure you can visit the Tribunal's website at:-

<http://www.trafficpenaltytribunal.gov.uk>

In 2021/22, 19 cases were appealed by drivers to the Traffic Penalty Tribunal

Of the parking cases:

4 Were not contested,

5 Appeals were dismissed

4 Appeals allowed

1 Consent Order

1 Withdrawn

Of the bus lane cases:

4 appeals were dismissed

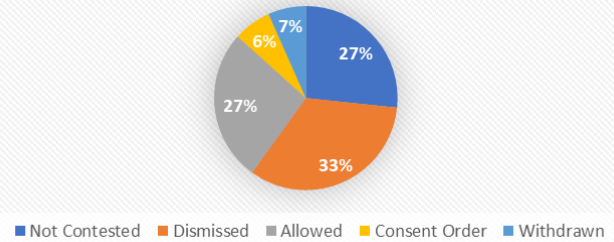
The following charts show the percentage of cases that went to the Tribunal in 2020/21 the percentage of cases that were dismissed, and percentage allowed and not contested.

Cases were not contested due to the following reasons:-

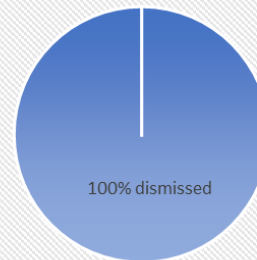
- ❖ New keeper details provided
- ❖ Additional evidence provided at TPT stage accepted
- ❖ Discount payment accepted
- ❖ Further review made and discretion given

The directions and decisions of the tribunal are very useful to the Motorist and the Council and it's enforcement approach. The administration of the PCN is adapted on a continuous basis taking in account the lessons learned.

TPT Summary (Parking)
01/04/2021 to 31/03/2022



TPT Summary (Bus Lane) from
01/04/2021 to 31/03/2022



Chapter 3 - Penalty Charge Notices and Permits

Penalty Charge Notices issued - Payments and cancellations

Penalty Charge Notices Issued — Payment and Cancellation						
	1 April 2020—31 March 2021			1 April 2021—31 March 2022		
	Total PCNs	On Street	Off Street	Total PCNs	On Street	Off Street
Total number of PCNs	26,412	24259	2153	52027	48007	4020
Number of higher level PCNs issued	22986	22946	40	46151	46074	77
Number of lower level	3426	1313	2113	5876	1933	3943
Postal PCNs (VDAs)	71	71	0	301	299	2
BUS LANE PCNS	9961	9961	0	37638	37638	0
Number of PCNs paid	26931	25607	1324	71479	68969	2545
Number of PCNs paid at discount rate	21676	21676	1143	61067	59050	2017
Number of PCNs against which an informal/formal representation was made						
	Notices issued on street			Notices issued off street		
All Challenges, On and Off Street	16170			1616		
Number of PCNs cancelled as a result of informal/formal representations	5110			1063		

Chapter 3 - Penalty Charge Notices and Permits

Penalty Charge Notices issued by Contravention

Code	Contravention description	Differential Charging level	2021/22	2020/2021	% difference
01	Parked in a restricted street	Higher	10763	5457	97.23%
02	Loading in a restricted street	Higher	131	124	5.64%
04	Parked in a meter bay	Lower	1	0	100%
05	Parked after payment expired	Lower	1063	711	49.50%
06	Parked without clear display	Lower	6	5	20%
08	Parked at out-of-order meter	Lower	1	0	100%
10	Parked without clear display 2	Lower	1	0	100%
11	Parked without payment	Lower	1	0	100%
12	Parked in a resident's place with no permit or P&D ticket displayed	Higher	8141	4079	99.58%
14	Parked in an electric place	Higher	1	1	0%
16	Parked in a permit space with no permit	Higher	8873	4457	99.08%
18	Parked for sale of goods	Higher	4	2	100%
19	Parked in a resident's place with invalid permit or P&D ticket	Lower	152	150	1.33%
22	Re-parked in the same place	Lower	9	7	28.57%
23	Parked in a place not designated for that class of vehicle	Higher	1	1	0%
24	Not parked correctly	Lower	2	0	200%
25	Parked in a loading place	Higher	941	259	263.32%
27	Parked adjacent to a dropped footway	Higher	482	40	1105%
30	Parked longer than permitted	Lower	692	438	57.99%
36	Disc parked longer than permitted	Lower	2	1	100%
40	Parked in a disabled bay	Higher	2597	897	189.52%
41	Diplomatic Vehicles	Higher	0	2	-100%
42	Police Vehicles	Higher	2	0	200%
45	Parked in a taxi rank	Higher	0	90	-100%
46	Clearway	Higher	5	0	500%
47	Parked on a bus stop or stand	Higher	6,208	3371	84.16%
48	Parked on a school zig zags	Higher	5,726	3653	56.75%
61	Commercial footpath parking	Higher	11	0	1100%
62	Footway Parking	Higher	1182	405	191.85%
63	Parked with the engine running	Lower	3	1	200%
73	Parked without payment	Higher	1	0	100%
75	Taxi Rank	Higher	739	0	739%
80	Parked longer than permitted	Higher	2	0	200%
82	Parked after payment expired	Lower	328	264	24.24%
83	Parked without clear display of P&D ticket	Lower	3540	1825	93.97%
86	Parked beyond the bay markings	Lower	9	1	800%
87	Parked in disabled bay	Higher	77	40	95.5%
99	Parked on a Pedestrian crossing	Higher	267	121	120.66%
34J	Being in a bus lane	Higher	37638	9961	277.85%

Chapter 3 - Penalty Charge Notices and Permits

Permits

Permit Type	2021/22 Chipside	2021/22 MiPermit	Total 2020/21
Residents	124	3685	3809
Residents Pay and Display	11	216	227
Residents Limited Waiting	3	75	78
Residents Visitor Permit	7279	81237	88516
Residents Visitor Permit Pay and Display	60	1579	1639
Residents Visitor Permit Limited Waiting	20	250	270
Business	35	208	243
Business Visitor Permit	2119	20006	22125
Season Ticket Off Street	39	421	460
Season Ticket On Street	55	645	700

Permit Type	2021/22	2020/21
Residents	3809	3112
Residents Pay and Display	227	227
Residents Limited Waiting	78	81
Residents Visitor Permit	88516	123280
Residents Visitor Permit Pay and Display	1639	1197
Residents Visitor Permit Limited Waiting	270	60
Business	243	198
Business Visitor Permit	22125	10942
Season Ticket Off Street	460	116
Season Ticket On Street	700	541

Permit Sales Comparison

