

# RESIDENT PARKING ZONE 36 - OXFORD STREET AREA

## Resident Parking Scheme

### HOURS OF OPERATION OF THE SCHEME

Monday to Friday, 6pm to 11pm (including bank holidays) and Saturday to Sunday, 8am to 11pm.

Outside of these hours, there will be no restrictions on parking, except where yellow lines apply.

These areas are for the use of residents who must hold a valid residents parking permit or their visitors who must be issued with a valid visitors permits.

You may issue visitor permits for those undertaking maintenance or improvements to your home. A permit does not guarantee you a parking space.

Any yellow lines or limited restrictions within the resident parking zone will continue to apply.

Generally, loading is permitted but not near junctions. Loading and unloading must be taking place and the vehicle must be moved as soon as the process is complete. Loading only includes the movement of heavy goods and bulky items to and from premises and the checking and signing of any associated paperwork.



### RESIDENT PERMITS

- Permits are available to certain residents in the zone
- The permit allows you to park in any of the bays or area within a zone. It is not street specific.
- There are specific conditions on the issue of business permits as they have to relate to vehicles required operationally for the business within the zone.

### RESIDENT VISITOR PERMITS

- Daily permits are available for your visitors.
- Visitor permits are only valid for your visitors.

### INFORMATION FOR YOUR VISITORS

Paper visitor permits:

- If you have a paper visitor permit, you must scratch off the day, date and month of use.
- You must clearly display the permit in your vehicle.

Digital visitor permits:

- The person you are visiting should activate a digital permit for your vehicle using MiPermit.

Permits are only valid whilst visiting the address associated with the permit. The permit is no longer valid once you are no longer visiting.

### CHARGES

The Council will cover the cost of permits for one year when a new scheme is introduced. After that the charges will be as follows:

- First residents permit - £25.00
- Additional residents permits - £50.00
- Visitor permits - £0.80 per sheet of four or £4.00 for a batch of 20 digital visitor permits.

### BLUE BADGE HOLDERS

Blue Badge holders can also park in resident parking zones, but must display their Blue Badge. Motorists who park in a resident parking zone without a residents' parking permit or Blue Badge will risk receiving a Penalty Charge Notice.

### HOW TO OBTAIN A PERMIT

All parking permits are now digital. This means that if you have a current paper permit, when it comes to renewing your permit, you will need to do this through the Mi Permit online store: [secure.mipermit.com/derby/application/home.aspx](https://secure.mipermit.com/derby/application/home.aspx)

If you are a new customer then you will need to create an account with Mi Permit and purchase your digital permit.

### IF YOU MOVE HOUSE

If you have moved address within six months of purchasing your permit, please contact MiPermit via the MiPermit online store and ask to have your address transferred. If you have moved address after six months of purchasing your permit, you will need to purchase a new permit.

### WHAT HAPPENS IF I CHANGE MY VEHICLE?

As all of our permits are digital, you will be able to change the vehicle registration on your digital permit by logging into your MiPermit account and going to 'Manage Digital Permits', the changes made will take effect immediately. If you fail to update the vehicle registration, the permit becomes invalid and you will risk receiving a Penalty Charge Notice.

### RENEWAL OF PERMITS

A reminder will be sent to your MiPermit email address a few weeks before your permit expires. You can renew your permit with MiPermit.

### PAPER PERMITS

Paper permits are still available for purchase if you do not wish to use digital permits.

In order to purchase a paper permit, you can:

- Visit the Council House between 9am - 2:45pm Monday to Friday
- Call 0333 200 6981
- Email [customerservices@derby.gov.uk](mailto:customerservices@derby.gov.uk)

### ZONE 36 - OXFORD STREET AREA



We can give you this information in any other way, style or language that will help you access it. Please contact us on: 01332 640000  
Minicom: 01332 640666

#### Polish

Aby ułatwić Państwu dostęp do tych informacji, możemy je Państwu przekazać w innym formacie, stylu lub języku.  
Prosimy o kontakt: 01332 640000 Tel. tekstowy: 01332 640666

#### Punjabi

ਇਹ ਜਾਣਕਾਰੀ ਅਸੀਂ ਤੁਹਾਨੂੰ ਕਿਸੇ ਵੀ ਹੋਰ ਢੰਗ ਵਿੱਚ ਦੇ ਸਕਦੇ ਹਾਂ, ਜਿਸਦੀ ਸਹੂਲਤ ਤੁਹਾਨੂੰ ਹੋਰ ਸੁਖ ਚਾਹੀਦੀ ਹੋਵੇ। ਕਿਰਪਾ ਕਰਕੇ ਸਾਡੇ ਨਾਲ ਸੰਪਰਕ ਕਰੋ।  
01332 640000 ਫੋਨ ਨੰਬਰ 01332 640666 ਭੇਜੋ ਸਕਦੇ ਹੋ।

#### Slovakian

Túto informáciu vám môžeme poskytnúť iným spôsobom, štýlom alebo v inom jazyku, ktorý vám pomôže k jej sprístupneniu. Skontaktujte nás prosím na tel.01332 640000 Minicom 01332 640666

#### Urdu

یہ معلومات آپ کو کسی بھی اور طریقے پر بھی دے سکتے ہیں جو آپ کی سہولت ہو۔ براہ کرم ہمیں اس بارے میں 01332 640000 پر رابطہ کریں۔



The Council House,  
Corporation Street,  
Derby DE1 2FS



Derby City Council

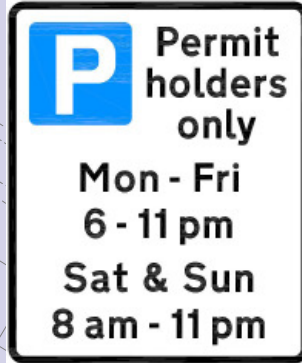
# ZONE 36 - OXFORD STREET AREA

## STREETS IN ZONE



Please note that this map is indicative and you need to refer to the signs and lines on site. Be aware that the information here is for reference only and you should always check local signs and lines when parking as there may be additional or new restrictions not included here.

Only permits bearing the corresponding zone number and area are valid in the permit holder spaces or street.

- Permits are only available to properties within the boundary.
- Permits are only valid in bays or streets with a permit holders exemption.
- Your permit is only valid throughout Zone 36.
- Permit holders only restrictions apply Monday to Friday 6pm to 11pm and Saturday to Sunday 8am to 11pm.



© Crown copyright and database rights  
2020 Ordnance Survey 100024913

-  Boundary of Zone
-  Permit Holders Only Monday to Friday 6pm to 11pm and Saturday to Sunday 8am to 11pm

